

Industrial waterproof rectangular connector

DK-2 Series



※ 50-Pin

OUTLINE

- ◆ Waterproof rectangular connector was developed for connecting industrial equipment.
- ◆ Crimp termination contacts are the same as those of DK-2000 series.
- ◆ Tab and a receptacle housing are being prepared for the shell shape of the plug, the cable receptacle and the receptacle.
- ◆ DK-2 has one touch locking lever mechanism and a locking supporting system.
Pushing contacts in the direction of the mating half makes the connectors automatically and temporarily locked and you can mate the connectors easily.

APPLICATIONS

FA equipment (internal and external), robots, servo motors, medical equipment, communication equipment, OA equipment, various other electrical equipment

SPECIFICATIONS

Item	DK-2 Series
Rated Voltage	250V AC(r.m.s.)
Rated Current	5A max. / Contact
Dielectric Withstanding Voltage	1,500V AC(r.m.s.) / 1 minute
Insulation Resistance	1,000M Ω min. at 500V DC
Contact Resistance	10m Ω max.
Contact Pitch	3.5mm
Applicable Cable Size	AWG#18 — #28
Waterproof Rating	IP67
Number of Contacts	36 and 50 Pin

MATERIALS/FINISHS

Item	Materials / Finishes
Contact	Copper Alloy / Au over Ni Plating
Housing	PBT Resin(UL94V-0) / Black
Shell / Hood	Aluminum Alloy and Zinc Alloy



SAFETY STANDARD



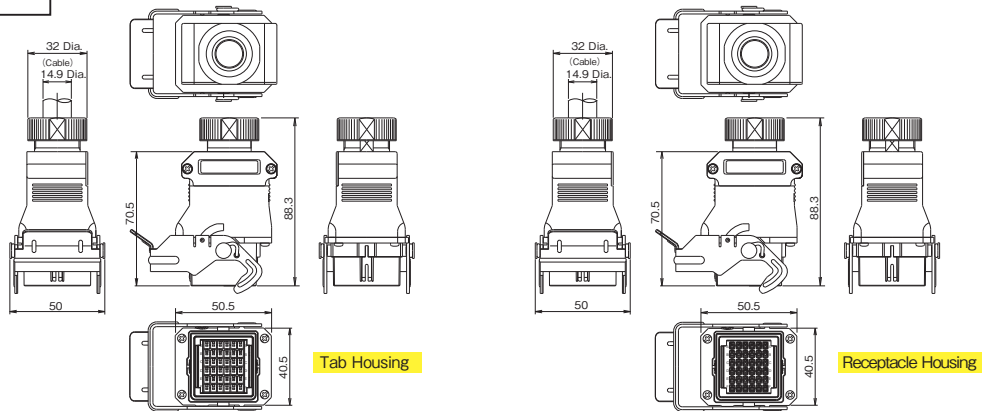
Accreditation Organization	Applicable Standards	Certification Number
TUV	DIN VDE 0627 < EN61984 >	R50058093
UL	UL 1977	E72124

▶ 36 Pin Connectors

Plug

DK-2P36F □ □ -S(R1)

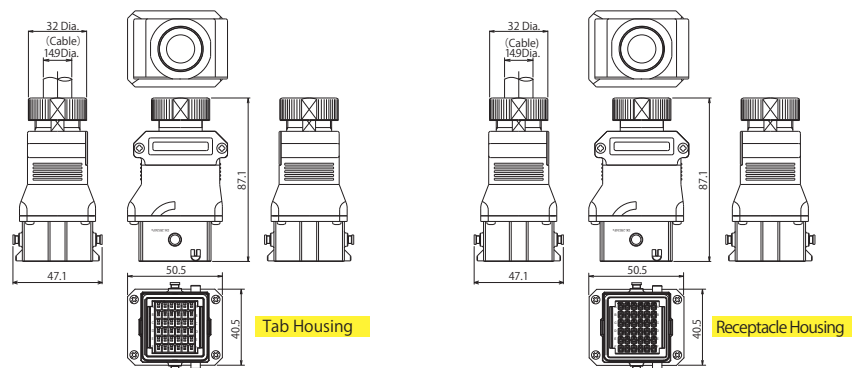
RC : Receptacle Housing
TC : Tab Housing



Cable Receptacle

DK-2CR36F □ □ -S(R1)

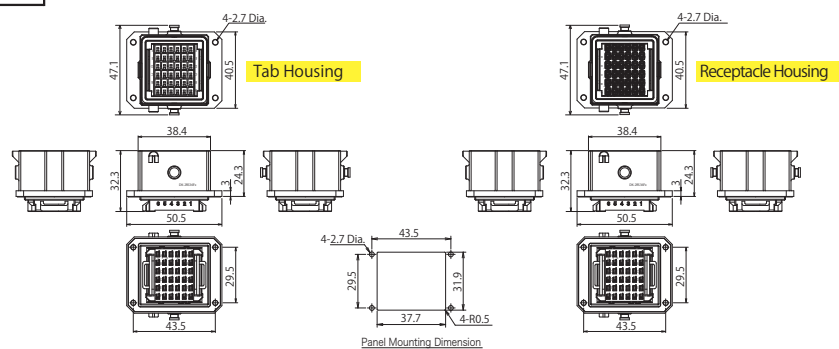
RC : Receptacle Housing
TC : Tab Housing



Receptacle

DK-2R36F □ □ -S(R1)

RC : Receptacle Housing
TC : Tab Housing

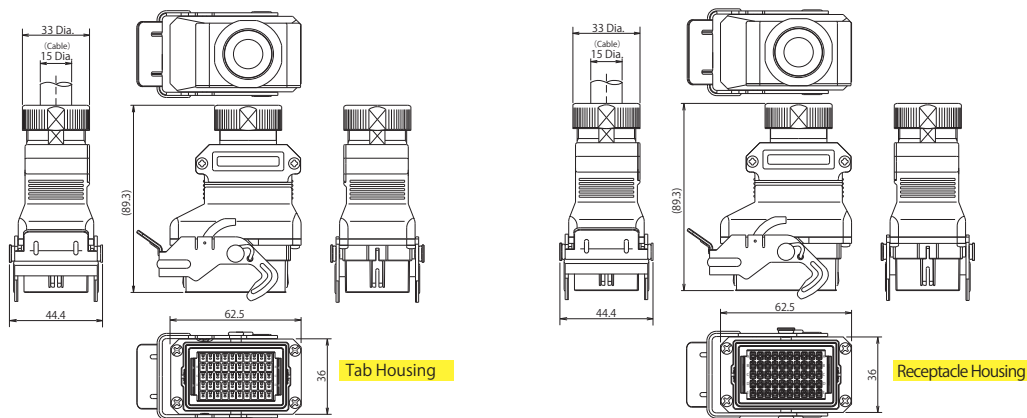


50 Pin Connectors

Plug

DK-2P50E □ □ -S(R1)

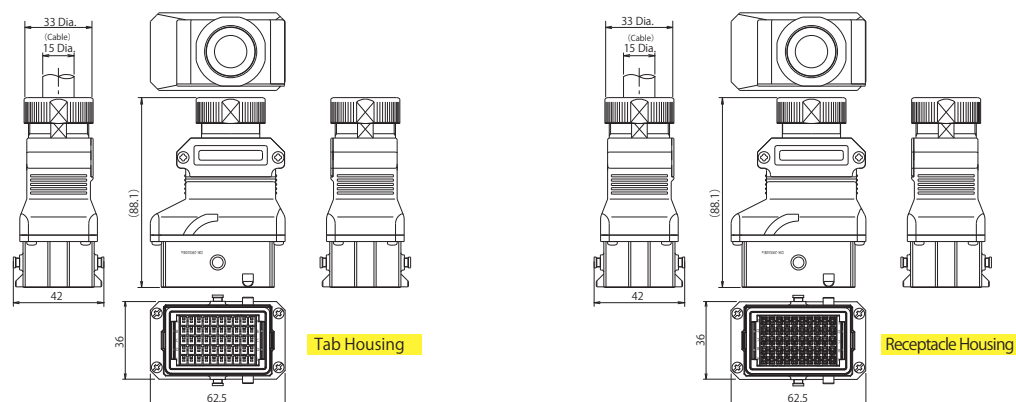
RC : Receptacle Housing
TC : Tab Housing



Cable Receptacle

DK-2CR50E □ □ -S(R1)

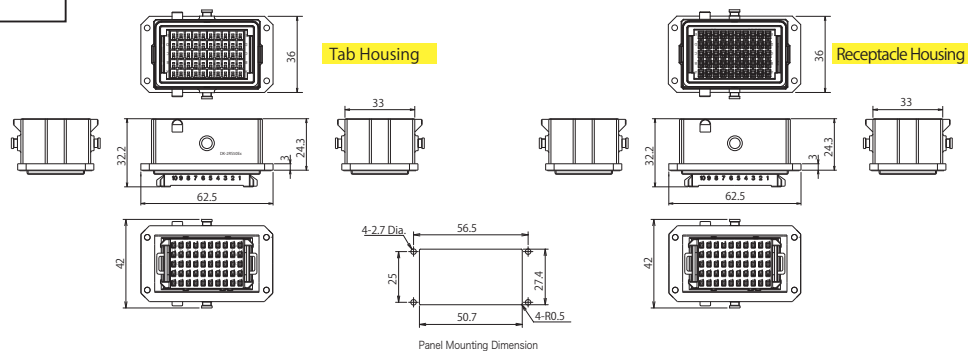
RC : Receptacle Housing
TC : Tab Housing



Receptacle

DK-2R50E □ □ -S(R1)

RC : Receptacle Housing
TC : Tab Housing



© Specifications and/or dimensions in this catalogue are subject to change without notice.
Your catalogue checking the latest specifications with our drawings would be highly appreciated.

▶ Crimp Contact

DK-2 Contact

【Contact】

Applicable Cable Size		Insulation O.D. (mm)	Contact Size	Package Style	Part Number		Contact Quantity (pcs)
AWG	mm ²				Receptacle Contact	Tab Contact	
28	0.08	0.88 ~ 1.50	S	Reel	DK-2RECSST1-6000	DK-2TABSST1-6000	6,000
26	0.12			Bag	DK-2RECSP1-100	DK-2TABSP1-100	100
24	0.20						
22	0.30	1.11 ~ 2.0	M	Reel	DK-2RECMST1-6000	DK-2TABMST1-6000	6,000
20	0.50			Bag	DK-2RECMLP1-100	DK-2TABMLP1-100	100
18	0.80						

DK-2RECSST1-6000

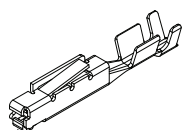
Contact Style
REC : Receptacle Contact
TAB : Tab Contact

Applicable Cable Size
S : AWG #24 — #28
M : AWG #18 — #22

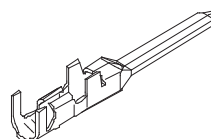
Package Style
ST : Reel
LP : Bag

Contact Quantity
6000 : 6000 pcs / Reel
100 : 100 pcs / Bag

Contact Plating
1 : Au (0.38 μm min) over Ni Plating



■ Receptacle Contact



■ Tab Contact