


# Half Pitch Flat Cable IDC Connector

## DHE Series



DHE series is a connector which connects board and PCB for 0.635mm pitch flat cable.



### FEATURE

1. The flat cable is separated in parallel by upper and lower covers before insulation displacement.
2. Open end cover is designed for daisy chain network.

### SPECIFICATIONS

Rated Voltage	250V AC (r.m.s.)
Rated Current	0.5A / Contact
Dielectric Withstanding Voltage	500V AC (r.m.s.) / 1 minute
Insulation Resistance	500M $\Omega$ min. at 500V DC
Contact Resistance	20m $\Omega$ max.
Applicable Cable (Fujikura P/N)	AWG#30 : 0.635mm(7/0.102) Pitch Cable • Flat Cable : UL20528-FRX- <b>N</b> -P0.635 • Stranded Cable : UL20528-FRX-S- <b>N</b> -P0.635 • Twisted Cable : UL20528-FRX-P- <b>N</b> -P0.635 AWG#28 : 0.635mm(7/0.127) Pitch Cable • Flat Cable : UL20528-FRX- <b>N</b> -P0.635 • Stranded Cable : UL20528-FRX-S- <b>N</b> -P0.635 ※ <b>N</b> =Number of Conductors

※ Please contact us for wiring work.

### MATERIAL / FINISH



Item	Material / Finish
Contact	Copper Alloy / Sn-Ag over Ni Plating
Base	Polyamide Resin (UL94V-0) / Black
Cover	Polyamide Resin (UL94V-0) / Black

© Specifications and/or dimensions in this catalogue are subject to change without notice.  
Your catalogue checking the latest specifications with our drawings would be highly appreciated.

# ▶ DIP Type

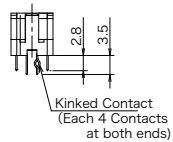
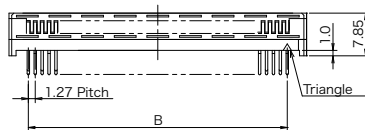
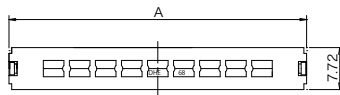
## DHE-J50-15AN-FA

Number of Contact: 26, 50, 60

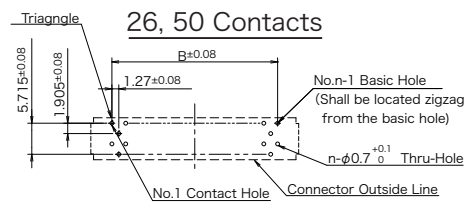
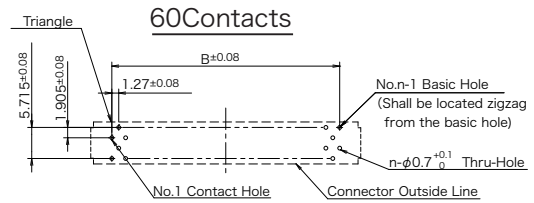
Tail Length  
1 : 2.8 and 3.5

Contact Plating  
5 : Sn-Ag

FA : Lead Free

Kinked Contact  
A : with Kinked Contact  
N : without Kinked Contact


Number of Contact	A	B
26	22.99	15.24
50	38.23	30.48
60	44.58	36.83


Recommended PCB Mounting Dimensions( $t=1.6 \pm 0.19$ )  
Connector Mounting Side