

Over-molded cable assembly for Industrial Ethernet

CM21 Series



OUTLINE

The CM21 series is a cable with connectors which was developed for the Industrial Ethernet.

The CM21 series conforms to IEC61076-2-101 M12 D-Coding standard. It can be used as an interface for the Industrial Ethernet with confidence.

The operators can reduce the working process because it is delivered as over-molded cable assemblies.



Conforming Standard
IEC61076-2-101

Water Proof

IP 67

Lock Type

Screw

FEATURE

◆ Mating method

Two positioning keys conforming to IEC61076-2-101 M12 D-Coding standard prevents the operators from having cross plugging problems.

By adopting M12 (1mm pitch) thread for the coupling ring, the smooth mating and dis-mating are achieved.

◆ Water-proof and dust-proof structure (IP67)

The plug connector has an O-ring which completely prevents water and dust from intruding inside when the connectors are mated.

◆ Combination of connectors for cable assembly

The cable assembly combined with the CM21 connector and the modular plug can be also provided in order to be used with the modular jacks of the Ethernet.

SPECIFICATIONS

	CM21Jack/CM21Plug	CM21Jack/ Modular Plug	CM21Plug/ Modular plug	Both ends Modular Plug
Rated Current	3A / Contact	1A / Contact		
Rated Voltage	30V DC			
Dielectric Withstand Voltage	1,000V AC (r.m.s.) / 1 minute			
Insulation Resistance	Min. 100M Ω / 500V DC			
Operating Temperature	-25℃~+ 70℃			
Water Proof	IP67 (mated)	CM21 : IP67, Modular Plug : IP20		IP20
Number of Contacts	4			

© Specifications and/or dimensions in this catalog are subject to change without notice.
Your checking the latest specifications with our drawings would be highly appreciated.

250401

<https://www.connector.fujikura.com>

▶ CM21 Over-molded Cable assembly

CM21-JPY-010

Cable Assembly (Connector Combination) JP : CM21 Jack / CM21 Plug JM : CM21 Jack / Modular Plug PM : CM21 Plug/ Modular Plug MM : Both ends Modular Plug	Cable Length (Ex.) 010 : 1000mm (1 m) 100 : 10000mm (10 m)
	Cable Color Y : Yellow (Standard) G : Green (Custom) B : Blue (Custom)

MATERIAL/FINISH



	Item	Material / Finish
CM21	Contact	Copper Alloy / Au Plating
	Insert	Synthetic Resin
	Shell	Zinc Alloy and Copper Alloy
	O-ring	Synthetic Rubber
	Over-Mold	Synthetic Resin
Modular Plug	Contact	Copper Alloy / Au Plating
	Insert	Synthetic Resin
	Metal Shield	Copper Alloy / Au Plating
	Cover	Synthetic Resin



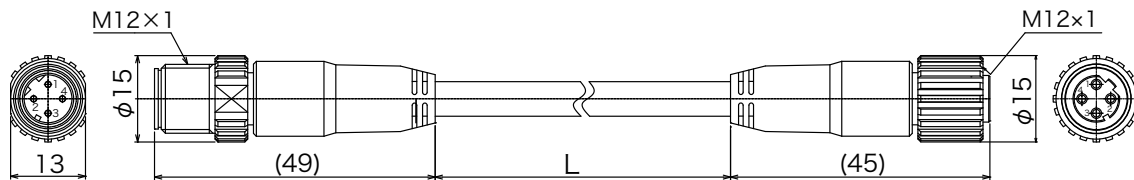
CM21(IEC61076-2-101 M12 D-coding conformed) Cable assembly with plug and jack connectors on both ends

▶ CM21 Over-molded Cable assembly

■ Dimensions / Configuration

CM21-JP □ - □□□

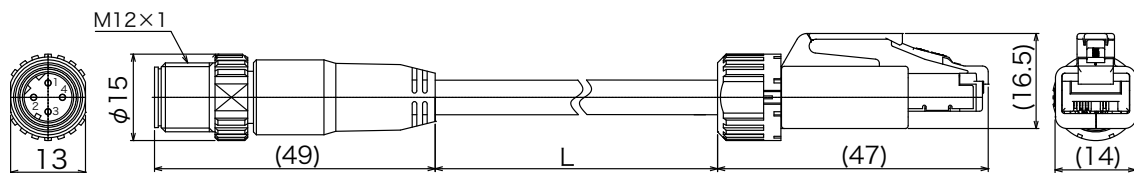
CM21 (M12 D-coding) Jack / CM21 (M12 D-coding) Plug



■ Dimensions / Configuration

CM21-JM □ - □□□

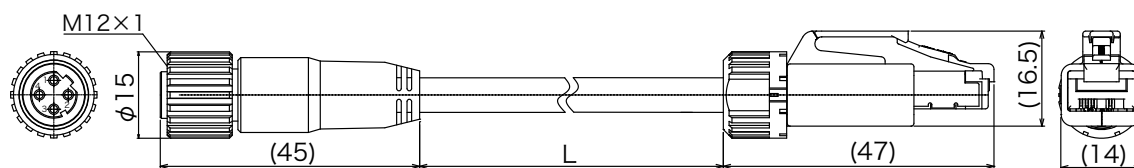
CM21 (M12 D-coding) Jack / Modular Plug



■ Dimensions / Configuration

CM21-PM □ - □□□

CM21 (M12 D-coding) Plug / Modular Plug



■ Dimensions / Configuration

CM21-MM □ - □□□

Both ends Modular Plug

