

AISG standard IEC60130-9 Connector

AIC Series

DDK Ltd.

OUTLINE

AIC connectors are compatible with AISG(Antenna Interface Standards Group)/IEC60130-9.

FEATURES

AIC series is connectors for AISG standards and 3G antennas.
Termination can be easily made by crimp contacts.
The connectors are also designed for waterproof tapping when installed.



Waterproof

IP 67

APPLICATIONS

Cellular phone base station, Antenna for AISG, Connections around Antennas, Signal and Power Supply.

SPECIFICATIONS

Rated Voltage	250V AC(r.m.s)
Rated Current	5A / Contact
Dielectric Withstanding Voltage	1,000V AC(r.m.s.)
Insulation Resistance	1,000M Ω min.
Operating Temperature Range	-40°C to + 100°C
Waterproof	IP67 (when mated)
Wiring Method	Crimp
Applicable Wire Size	AWG #28 - #18

MATERIAL / FINISH



Parts Name	Material / Finish
Insulator	Plastic(UL94V-0) / Black
Coupling Ring	Zinc Alloy / Nickel Plating
Plug Shell	Zinc Alloy / Nickel Plating
O Ring(Mounting Side)	Synthetic Rubber / Black
Back Shell	Zinc Alloy / Nickel Plating
Cable Clamp	Zinc Alloy / Nickel Plating
Clamp Half	Zinc Alloy / Nickel Plating
Bushing	Synthetic Rubber / Black
Clamp Nut	Plastic(UL94V-0) / Black

Combination

Receptacle Connector (male)



(Engagement)



Plug Connector (Female)



(Engagement)
In-Line of Relay



(Engagement)



Receptacle Connector (Female)

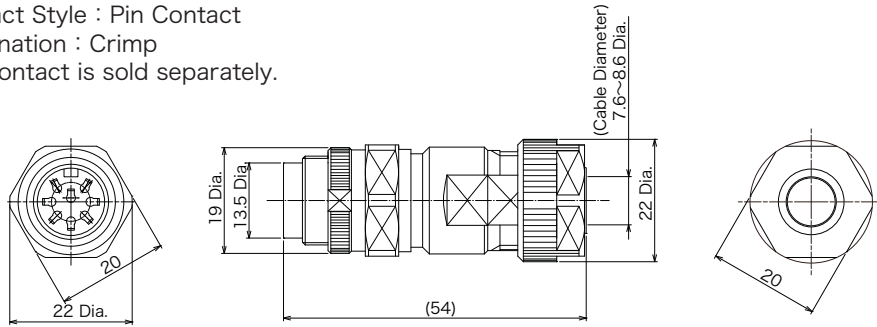
Plug Connector (male)

© Specifications and/or dimensions in this catalog are subject to change without notice.
Your checking the latest specifications with our drawings would be highly appreciated.

▶ 8-Position Plug

AIC-M16P-8PC

- ◆ Contact Style : Pin Contact
- ◆ Termination : Crimp
- ◆ The contact is sold separately.

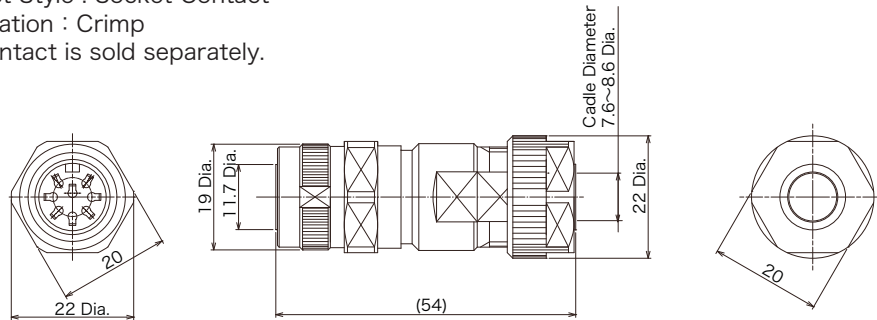


Note: The packaging specification is 100 contacts in a bag or 5,000 contacts on reel.

Package Style	Contact P/N	Applicable Wire			Hand Tool P/N	Applicator P/N
		AWG	Applicable Wire Size and Cross Section	Insulation Dia.		
100 contacts in a bag	AIC-#15PC-C1-100	#22 ~ #18	0.3 ~ 0.85mm ²	1.1 ~ 2.2 Dia.	357J-53103T	
	AIC-#15PC-C2-100	#28 ~ #24	0.08 ~ 0.25mm ²	0.9 ~ 1.5 Dia.	357J-53104T	
5,000 contacts on reel	AIC-#15PC-C1-5000	#22 ~ #18	0.3 ~ 0.85mm ²	1.1 ~ 2.2 Dia.		AP-A53168T
	AIC-#15PC-C2-5000	#28 ~ #24	0.08 ~ 0.25mm ²	0.9 ~ 1.5 Dia.		AP-A53169T

AIC-M16P-8SC

- ◆ Contact Style : Socket Contact
- ◆ Termination : Crimp
- ◆ The contact is sold separately.

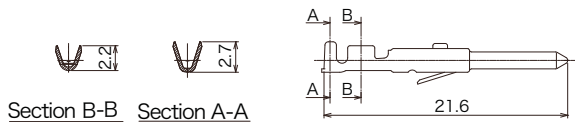


Note: The packaging specification is 100 contacts in a bag or 5,000 contacts on reel.

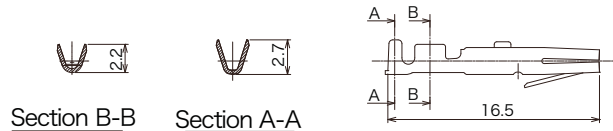
Package Style	Contact P/N	Applicable Wire			Hand Tool P/N	Applicator P/N
		AWG	Applicable Wire Size and Cross Section	Insulation Dia.		
100 contacts in a bag	AIC-#15SC-C1-100	#22 ~ #18	0.3 ~ 0.85mm ²	1.1 ~ 2.2 Dia.	357J-53103T	
	AIC-#15SC-C2-100	#28 ~ #24	0.08 ~ 0.25mm ²	0.9 ~ 1.5 Dia.	357J-53104T	
5,000 contacts on reel	AIC-#15SC-C1-5000	#22 ~ #18	0.3 ~ 0.85mm ²	1.1 ~ 2.2 Dia.		AP-A53168T
	AIC-#15SC-C2-5000	#28 ~ #24	0.08 ~ 0.25mm ²	0.9 ~ 1.5 Dia.		AP-A53169T

▶ Contact

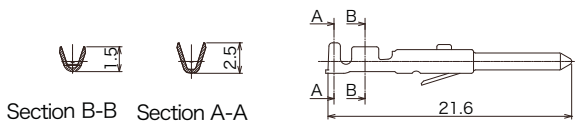
AIC-#15PC-C1- □□□□



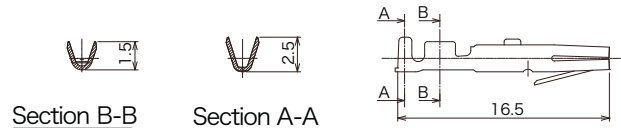
AIC-#15SC-C1- □□□□



AIC-#15PC-C2- □□□□



AIC-#15SC-C2- □□□□

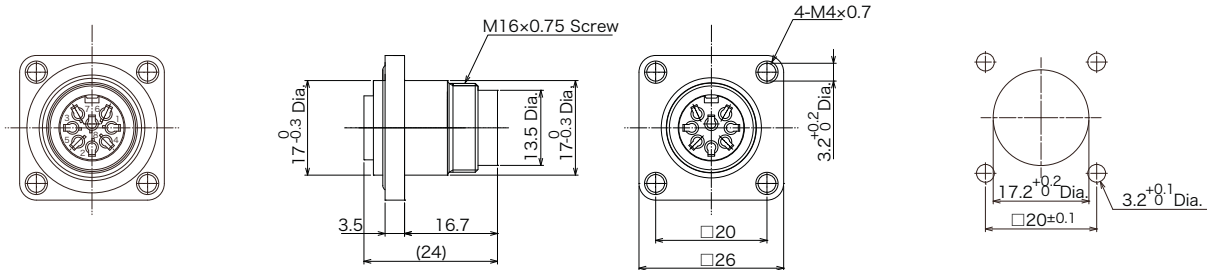


◎ Specifications and/or dimensions in this catalog are subject to change without notice.
Your checking the latest specifications with our drawings would be highly appreciated.

▶ 8-Position Receptacle

AIC-M16R-8PC

- ◆ Contact Style : Pin Contact
- ◆ Termination : Crimp
- ◆ The contact is sold separately.



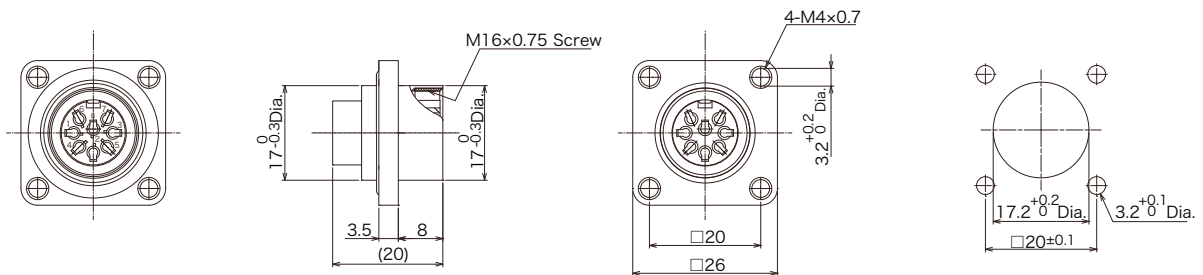
Panel Mounting Dimension
Front Mounting

Note: The packaging specification is 100 contacts in a bag or 5,000 contacts on reel.

Package Style	Contact P/N	Applicable Wire			Hand Tool P/N	Applicator P/N
		AWG	Applicable Wire Size and Cross Section	Insulation Dia.		
100 contacts in a bag	AIC-#15PC-C1-100	#22 ~ #18	0.3 ~ 0.85mm ²	1.1 ~ 2.2 Dia.	357J-53103T	
	AIC-#15PC-C2-100	#28 ~ #24	0.08 ~ 0.25mm ²	0.9 ~ 1.5 Dia.	357J-53104T	
5,000 contacts on reel	AIC-#15PC-C1-5000	#22 ~ #18	0.3 ~ 0.85mm ²	1.1 ~ 2.2 Dia.		AP-A53168T
	AIC-#15PC-C2-5000	#28 ~ #24	0.08 ~ 0.25mm ²	0.9 ~ 1.5 Dia.		AP-A53169T

AIC-M16R-8SC

- ◆ Contact Style : Socket Contact
- ◆ Termination : Crimp
- ◆ The contact is sold separately.



Panel Mounting Dimension
Front Mounting

Note: The packaging specification is 100 contacts in a bag or 5,000 contacts on reel.

Package Style	Contact P/N	Applicable Wire			Hand Tool P/N	Applicator P/N
		AWG	Applicable Wire Size and Cross Section	Insulation Dia.		
100 contacts in a bag	AIC-#15SC-C1-100	#22 ~ #18	0.3 ~ 0.85mm ²	1.1 ~ 2.2 Dia.	357J-53103T	
	AIC-#15SC-C2-100	#28 ~ #24	0.08 ~ 0.25mm ²	0.9 ~ 1.5 Dia.	357J-53104T	
5,000 contacts on reel	AIC-#15SC-C1-5000	#22 ~ #18	0.3 ~ 0.85mm ²	1.1 ~ 2.2 Dia.		AP-A53168T
	AIC-#15SC-C2-5000	#28 ~ #24	0.08 ~ 0.25mm ²	0.9 ~ 1.5 Dia.		AP-A53169T

© Specifications and/or dimensions in this catalog are subject to change without notice.
Your checking the latest specifications with our drawings would be highly appreciated.